



# Contents

- 
- |   |   |   |   |
|---|---|---|---|
| 1 | Vice-Chancellor's Foreword                          | 6 | Status and Opportunities – Celebrations of success from 2014–2018 Pasifika Strategy |
| 2 | Director Pasifika Development                       | 8 | Continuing the Journey 2019 onwards...8   |
| 2 | Director Macmillan Brown Centre for Pacific Studies |   |   |
| 3 | Our VISION, Our ASPIRATIONS                         |   |   |
| 4 | Our JOURNEY   |   |   |





# Our VISION, Our ASPIRATIONS

0



# Our JOURNEY

Aotearoa New Zealand today, stands proud as a country in the Pacific. Recognition of our Pacific context and the unique contribution Pasifika communities and Pacific Island nations have made to the demographic pattern, political, social and cultural fabric of New Zealand society, signals a rising awareness of our identity as a Pacific nation.

The Pacific population in New Zealand is projected to grow from 1.6 million in 2014 to 2.4 million in 2050. This represents an increase of 7% to 10% by 2026, and 18% by 2050. Growth is expected to be driven by the Pacific population, which is projected to increase from 250,000 in 2014 to 400,000 in 2050. This represents an increase of 60% by 2050.

A total of 25,000 Pacific people arrived in New Zealand in 2014, representing 63% of the total population growth. This is a significant increase from 1894, when only 1,000 Pacific people arrived in New Zealand.



## Terminology

P 00  
 00 00 0000 P 00  
 I 0,P 0 ,P 00 I  
 P 00 N 00 ,P 00 P ,P 00 ,  
 P 0 , P 00 .

W00 0 0 0 0 P 00  
 000 0 00 00 00 00  
 P 00 '0 000 0 0

0 .H .90 571T 0 0 .4 .- 6(())P.4 00 01( 0 T 0 S0 0 E 70 0 \ 0 ( .90 571T







## PDT Recognised as an effective

# Continuing the Journey 2019 onwards...

The 2019–2023 UC Pasifika Strategy builds on the aspirations of Pasifika peoples and their communities articulated in the 2014–2018 Pasifika Strategy.

W ʻ...collectivity, relationships, identity and togetherness are beneficial in enhancing the Pacific students' journey to success.'

E ʻ...collectivity, relationships, identity and togetherness are beneficial in enhancing the Pacific students' journey to success.'

T ʻ...collectivity, relationships, identity and togetherness are beneficial in enhancing the Pacific students' journey to success.'

P ʻ...collectivity, relationships, identity and togetherness are beneficial in enhancing the Pacific students' journey to success.'

ʻ...collectivity, relationships, identity and togetherness are beneficial in enhancing the Pacific students' journey to success.'

NOTE A ʻ...collectivity, relationships, identity and togetherness are beneficial in enhancing the Pacific students' journey to success.'

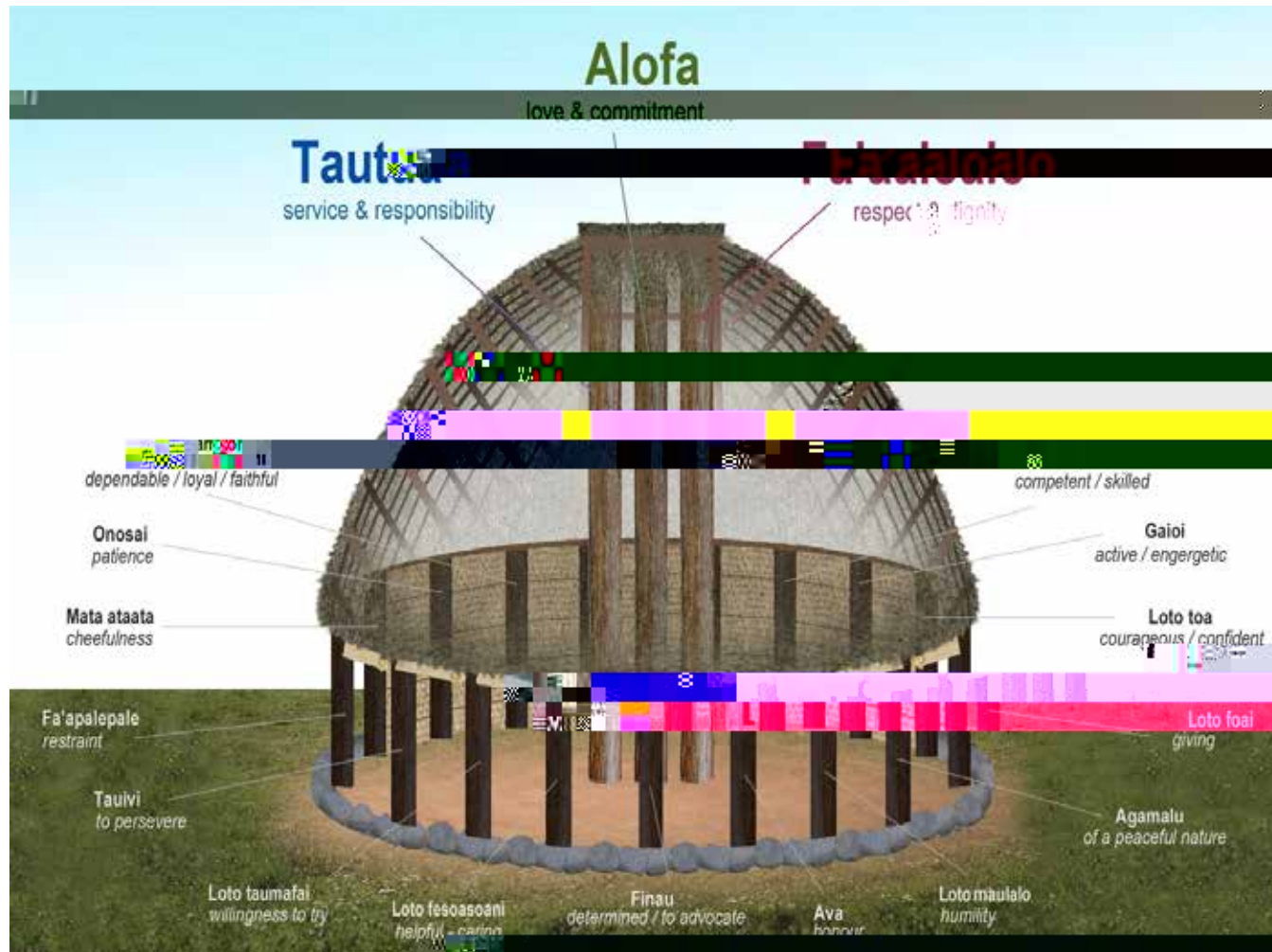
H ʻ...collectivity, relationships, identity and togetherness are beneficial in enhancing the Pacific students' journey to success.'

ʻ...collectivity, relationships, identity and togetherness are beneficial in enhancing the Pacific students' journey to success.'

Chu et al; 2013: 93

# Our VALUES

## Identified in the Fausiga o le Faletete frame



Alofa – Care for others  
(Motive for why we do what we do)

Tautua – Service to others (Demonstrated action of the motive – alofa)

Fa'aaloalo – Respect (Method or approach used in the demonstrated action)

Encompassing these 3 main values is the notion of 'Teu le Va'. This cultural concept speaks to the centrality and significance of building and maintaining good relationships.



## 1. Improve Transitions

- 1.1 T 0, 0 0 0 0 P 0 H0 - 0 0.
- 1.2 T 0 0 0 0 0 0.
- 1.3 T 0 0 0 0 0.
- 1.4 T 0 0 P 0 0 0.
- 1.5 C 0 0 C 0 0 0 P 0 0 0.
- 1.6 C 0 0 0 UC 0 0 P 0 0 0.

## 2.



### KPI 3: Increase Domestic Pasifika Graduate student enrolments

Domestic Pasifika Graduate Student Enrolments		2014	2015	2016	2017	2018	2019	2020	2021	2022	2023
Domestic Pasifika Graduate Student Enrolments	Graduate EFTS	37	38	39	34	34	37	40	43		

### KPI 4: Increase International Pasifika student enrolments

International Pasifika Student Enrolments		2014	2015	2016	2017	2018	2019	2020	2021	2022	2023
International Pasifika Student Enrolments	Postgraduate Enrolments	76	62	48	35	35	40	45	50		

<sup>1</sup> Total Pasifika Domestic Graduate Student Enrolments (SDR) for 2018.

<sup>2</sup> Total Pasifika Graduate Student Enrolments (UC) for 2018.

<sup>3</sup> Total Pasifika Graduate Student Enrolments (UC) for 2018.

<sup>4</sup> Undergraduate Enrolments for 2018.

<sup>5</sup> Graduate Enrolments for 2018 (Graduate EFTS).

<sup>6</sup> Total Pasifika Graduate Student Enrolments (UC) for 2020.

## **KPI 5: Improve the educational performance of priority learner groups**




## KPI 6: Increase Pasifika staff numbers

Pasifika Staff (FTE)		2013	2014	2015	2016	2017	2018	2019	2020	2021	2022	2023
Pasifika Academic Staff FTE	Contract	3.0	2.1	2.0	2.0	2.0	2.6	3	3	3.5		
	Term	1.2	1.2	1.1	1.2	1.1	1.2	1.2	1.5	1.5		
	<b>Total</b>	<b>4.2</b>	<b>3.3</b>	<b>3.1</b>	<b>3.2</b>	<b>3.2</b>	<b>3.8</b>	<b>4.2</b>	<b>4.5</b>	<b>5</b>		
<i>Pasifika % of all UC academic staff</i>		0.57%	0.45%	0.44%	0.45%	0.42%	0.50%	0.53	0.54%	0.59%		
Pasifika General & Technical Staff FTE	Contract	12.2	12.0	13.8	14.7	15.6	16.7	17.7	18.7	18.7		
	Term	4.1	4.2	4.1	5.0	6.0	4.6	6	6	6.3		
	<b>Total</b>	<b>16.3</b>	<b>16.2</b>	<b>17.9</b>	<b>19.7</b>	<b>21.6</b>	<b>21.3</b>	<b>23.7</b>	<b>24.7</b>	<b>25</b>		
<i>Pasifika % of all UC general &amp; technical staff</i>		1.40%	1.40%	1.55%	1.69%	1.85%	1.85%	2.10%	2.17%	2.16%		
Pasifika Total Staff FTE	Contract	15.2	14.1	15.8	16.7	17.6	19.3	20.7	21.7	22.2		
	Term	5.3	5.4	5.2	6.3	7.2	5.8	7.2	7.5	7.8		
	<b>Total</b>	<b>20.5</b>	<b>19.5</b>	<b>21.0</b>	<b>22.9</b>	<b>24.8</b>	<b>25.1</b>	<b>27.9</b>	<b>28.2</b>	<b>30</b>		
<i>Pasifika % of all UC staff</i>		1.07%	1.03%	1.13%	1.22%	1.29%	1.32%	1.45%	1.43%	1.49%		


## KPI 7: Increase UC staff attending Pasifika Professional Development Workshops




# The seven Pacific Flags depicting our Pacific journey



FB  
I  
F



T  
M  
-P  
O



M  
F



M  
N  
F



P  
W  
P  
1960'



P  
UC  
1980'  
P  
UC  
P  
2001



W  
P  
2010  
E  
2018  
T  
500

# Contact

**Pacific Development Team  
Student Services and Communications**

T

U                   Ca    b

T W a Wā a a Wa a a

P a Ba

C

N Z a a

**[www.canterbury.ac.nz/pacificstudents](http://www.canterbury.ac.nz/pacificstudents)**

**[www.facebook.com/UC.Pacific.Development.Team](https://www.facebook.com/UC.Pacific.Development.Team)**